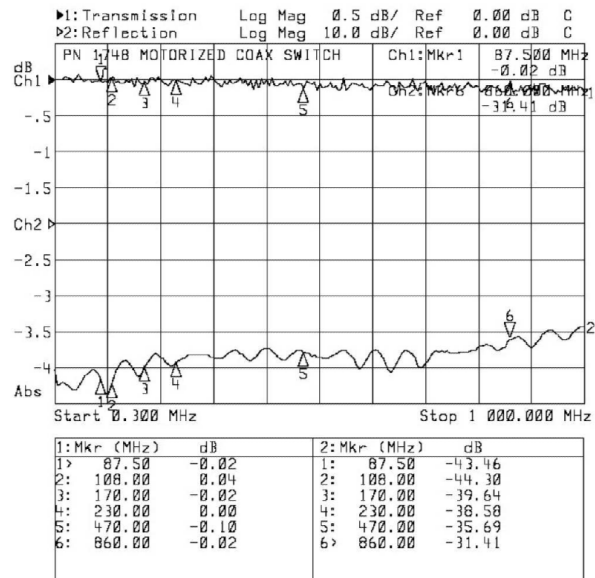


40001748C

N - 4 ways RF Motor Coax. Switch

Technical data sheet



Mechanical Characteristics

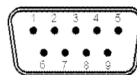
Connections	N
Overall dimensions [WxDxH] [mm.]	40x40x110
Temperature range [C°]	-10 ÷ 50
Weight [kg.]	0.2

Electrical Characteristics

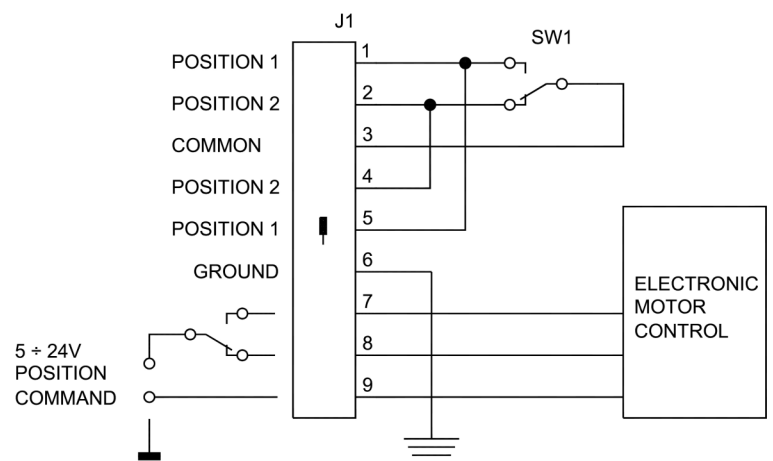
Frequency Range [MHz]	DC to 1000 MHz
Insertion Loss [dB]	< 0.15
Input/Output Impedance [Ohm]	50
Operating Voltage [Vdc]	5 ÷ 24V
Control Voltage [Vdc]	5 ÷ 24V
Switch-over Time [s]	< 1

Frequency band	FM Radio	III	IV/V
Return loss [dB]	> 40	> 30	> 26
Insulation [dB]	> 45	> 40	> 35
Max. power [W]	700	500	250

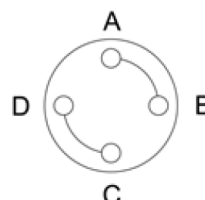
- Operating voltage and control voltage from 5V to 24V without any setting change.
- Manual operation available in case of failure.
- The smallest motorized coaxial switch on the market.



D-SUB 9 pole interconnection diagram



POSITION 1



POSITION 2

